


Reference Guide for Parents

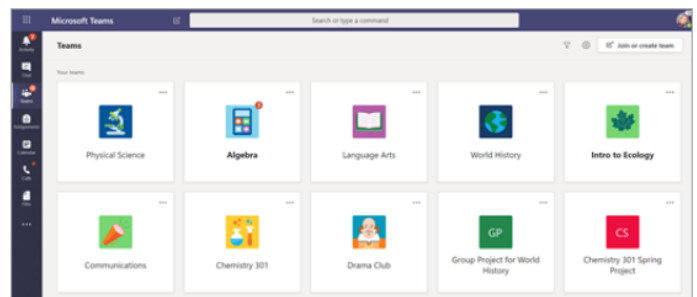
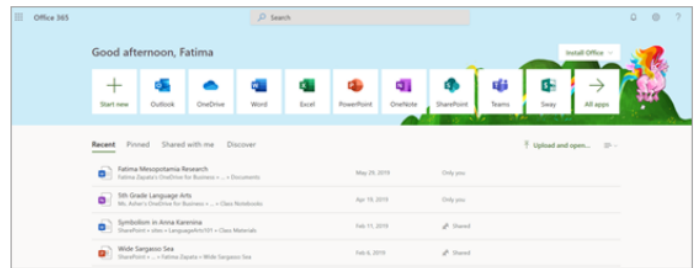
RGP#1 – What does my student need to sign in to Office 365?

Your student's learning can happen anywhere with our Office 365 online platform. Your child's core subjects and class discussions will happen within this platform. The guidance below is meant to introduce some of the many possibilities for remote student learning using Office 365.



Sign in to Teams

1. Open [Office.com](https://office.com) and sign in with your school email and password.
2. From your Office.com homepage, click on the **Teams** app to open right in your browser.
3. Select **Teams**  in to see which class teams you're in. If your teacher has already set up the class team and added you, you'll see one or more (depending on how many classes you have) class team tiles.
4. When you see your class tile, click on one to start connecting with your teacher and classmates.



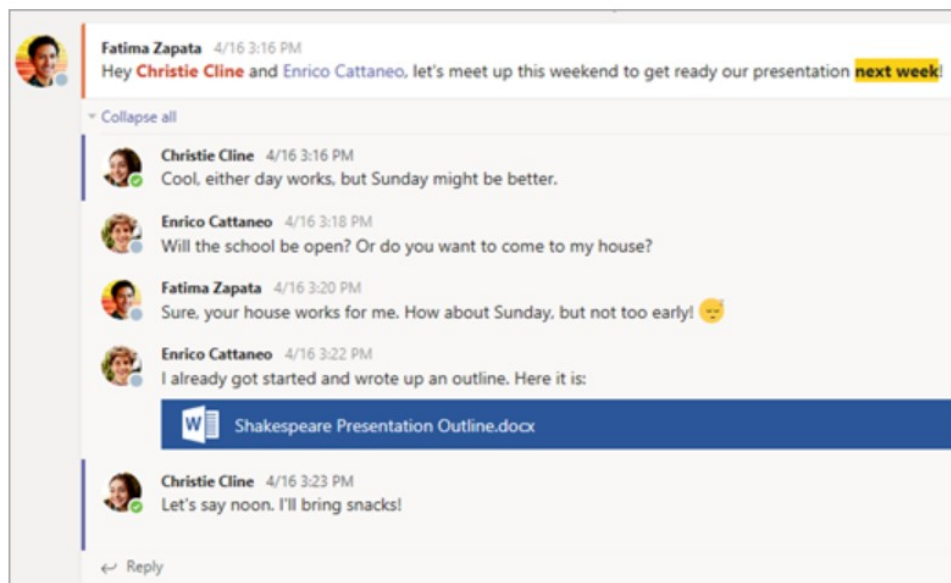
Please go to <https://bit.ly/officeintro> to watch a 2 minute overview video of Teams

Reference Guide for Parents

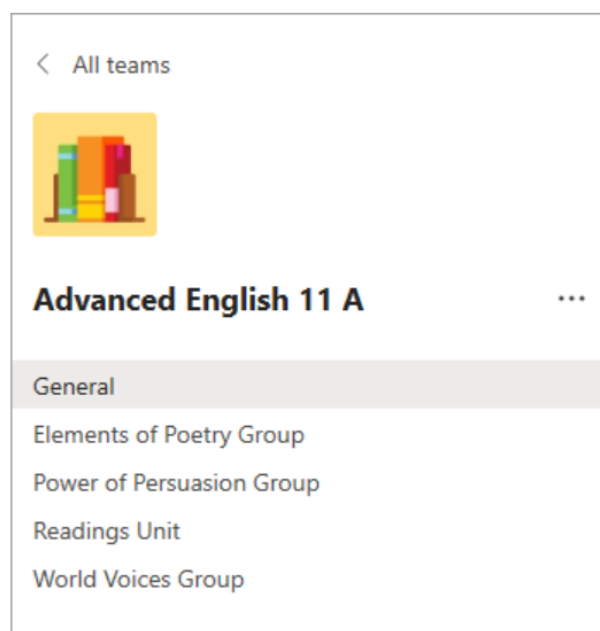
RGP#2 – How will my student communicate with their teachers and classmates?

Using Teams! Teams is an online classroom hub, where your student can chat with their whole class, in groups with other students, and one-on-one with their teachers. Through Teams, your student can also make video calls.

Tip: Read more with your student about [communicating in Teams](#).



Each of your student's classes (if they have more than one) gets its own team, which is set up by a teacher or an IT Admin.

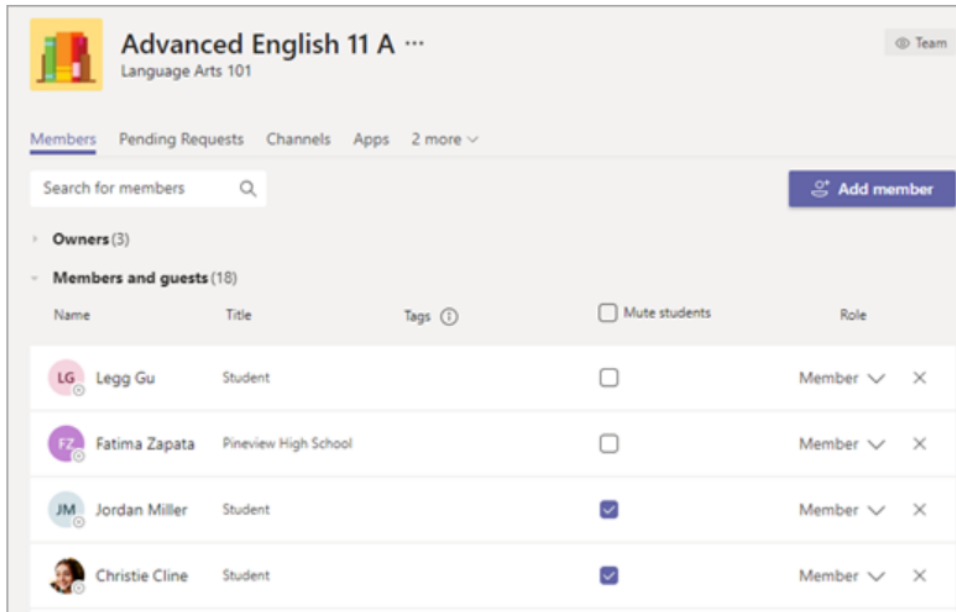


Reference Guide for Parents

RGP#3 – How is my student’s communication and activity monitored in Teams?

Since Teams for Education is designed to serve as a digital classroom hub, it features many ways to support teachers in classroom management. Teachers can mute students who may add distracting or inappropriate messages to group discussions, and they can delete those unproductive messages entirely.

As a communication platform with specific features to support teaching and learning, Teams is a great opportunity for students to build and practice digital citizenship alongside their academic learning.



Advanced English 11 A ...
Language Arts 101

Team

Members Pending Requests Channels Apps 2 more

Search for members

Add member

Owners (3)

Members and guests (18)

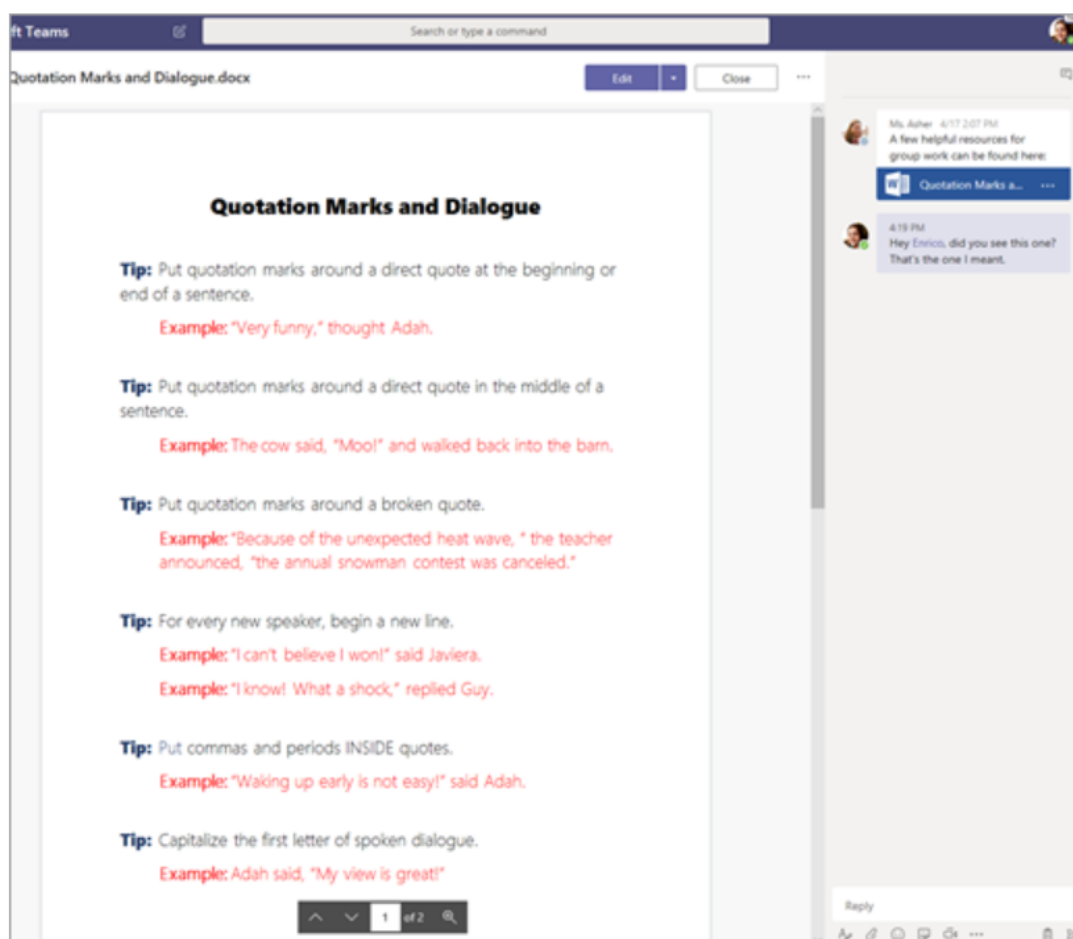
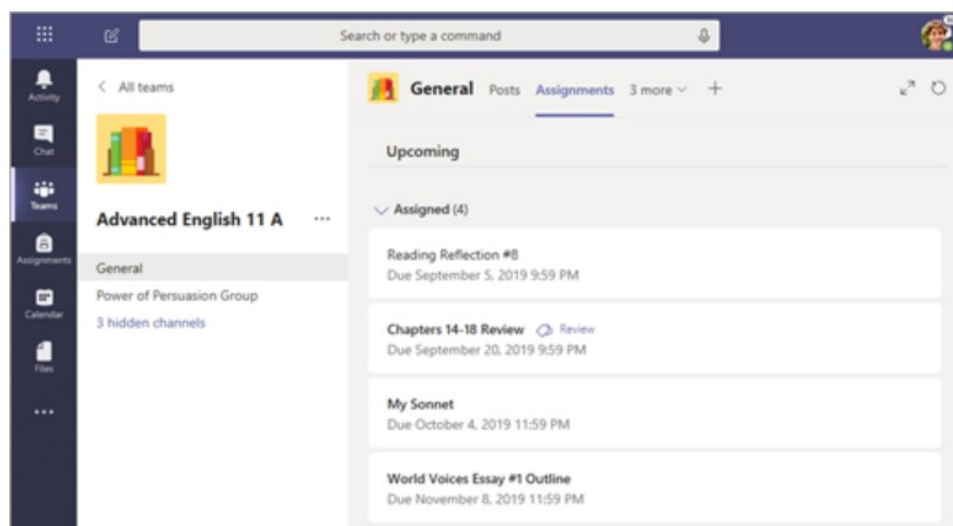
Name	Title	Tags	<input type="checkbox"/> Mute students	Role
LG Legg Gu	Student		<input type="checkbox"/>	Member
FZ Fatima Zapata	Pineview High School		<input type="checkbox"/>	Member
JM Jordan Miller	Student		<input checked="" type="checkbox"/>	Member
Christie Cline	Student		<input checked="" type="checkbox"/>	Member

Reference Guide for Parents

RGP#4 – Is Teams simply a chat app, or can my student study, work, and complete assessments there as well? (1 of 2)

With the **Assignments** app built right into Teams, your student can see work their teachers have assigned them, submit that work, and see their grades and feedback.

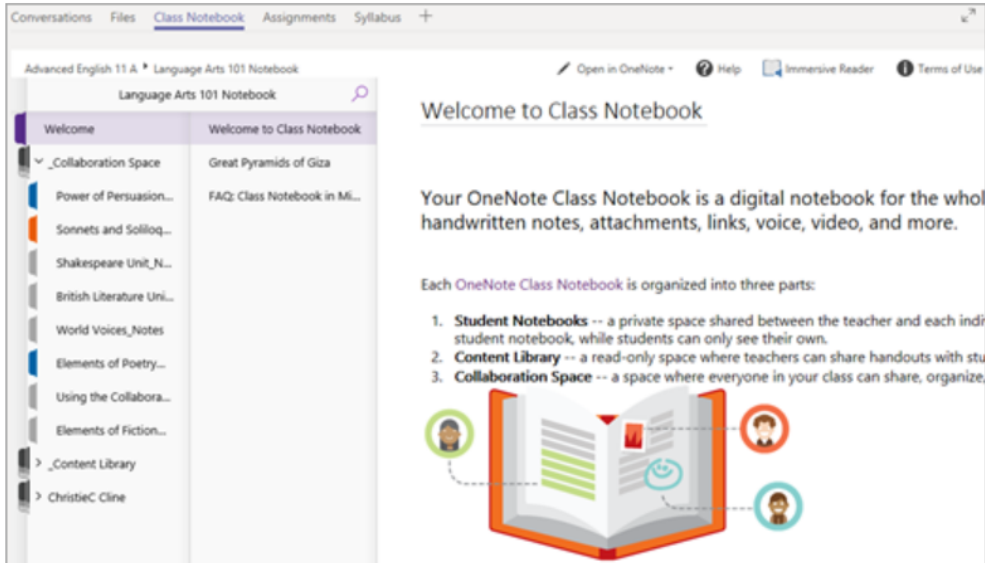
Tip: Learn more with your student about [collaborating](#) and [creating great work in Teams](#).



Reference Guide for Parents

RGP#4 – Is Teams simply a chat app, or can my student study, work, and complete assessments there as well? (2 of 2)

For other ongoing work, every class team has a **Class Notebook**, where your student has their own private notebook space to take notes, reference resources, and even practice math equations!



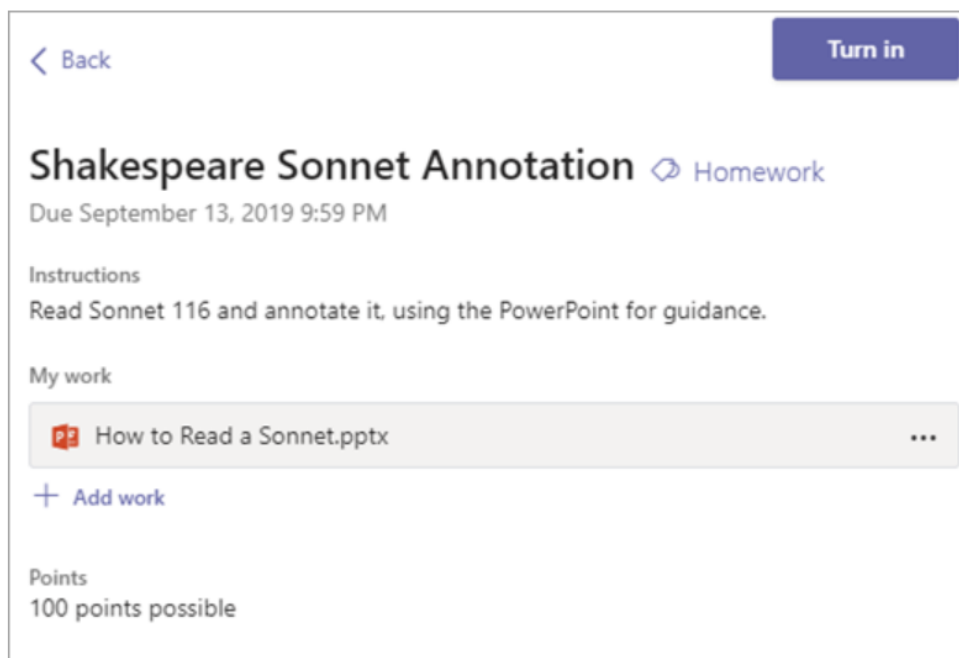
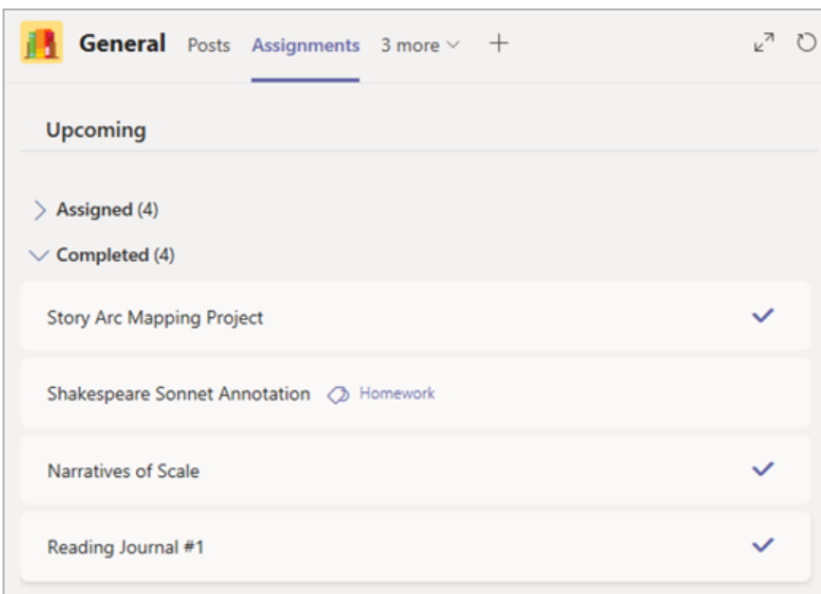
Students can find both **Assignments** and **Class Notebook** as tabs in the **General** channel of each of their class teams.

Reference Guide for Parents

RGP#5 – How does my student turn in assignments using Teams?

Students can turn in their assignments by navigating to the **Assignments** tab in the **General** channel of their class team, then selecting an assignment. They can attach any appropriate work and select **Turn in**.


Students can read more [here](#) about keeping track of and turning in assignments.



Reference Guide for Parents

RGP#6 – Can they check their grades in Teams?

Students can see grades for their assignments, too! In the same **General** channel where they'll find their **Assignments** and other essential tabs, your student can select **Grades** to see their points on past work. [Read more](#) about how students can navigate their grades.

<div></div> <div><div>Garcia, Emma</div><div>2 parents/guardians receive weekly summary. View</div></div>			
Due date ▲	Assignment ▼	Status	Points
Jan 21	Take Home Waves Quiz	Viewed	/30
Jan 13	Watch Waves and Frictio...	Returned	5/5
Jan 9	Essay on space theory film	Returned	28/30
Jan 7	Submit your project prog...	Returned	33/40
Jan 6	Create a study guide for ...	Returned	17/20
Dec 20, 2019	Begin EM Waves project	Returned	39/30 <i>Extra credit!</i>